








Christmas 2020 Pillows and Banners

This year we have provided the patterns to make throw pillows for the holidays or you can make a little quilt or banners. We tried to provide enough pieces that you can make it your own.


There are 4 background patterns:



There are 3 frames:




There is 1 sash and cornerstone:






There are the letters to write the words: NOEL, JOY, and PEACE.

NOEL JOY PEACE

You could make a pillow with just a background and letters. We recommend anywhere from 12 to 16".




You could use backgrounds, frames, and letters to make pillows. We recommend a 12" center with a 2" frame, making a 16" pillow.




You could create some wall hangings (banners) using backgrounds, letters, sash, and cornerstone. We recommend 12" blocks with 2" sashing.



You can mix the backgrounds.



You can use the same background in all squares.



You can use colored threads or match the thread to the backgrounds.